

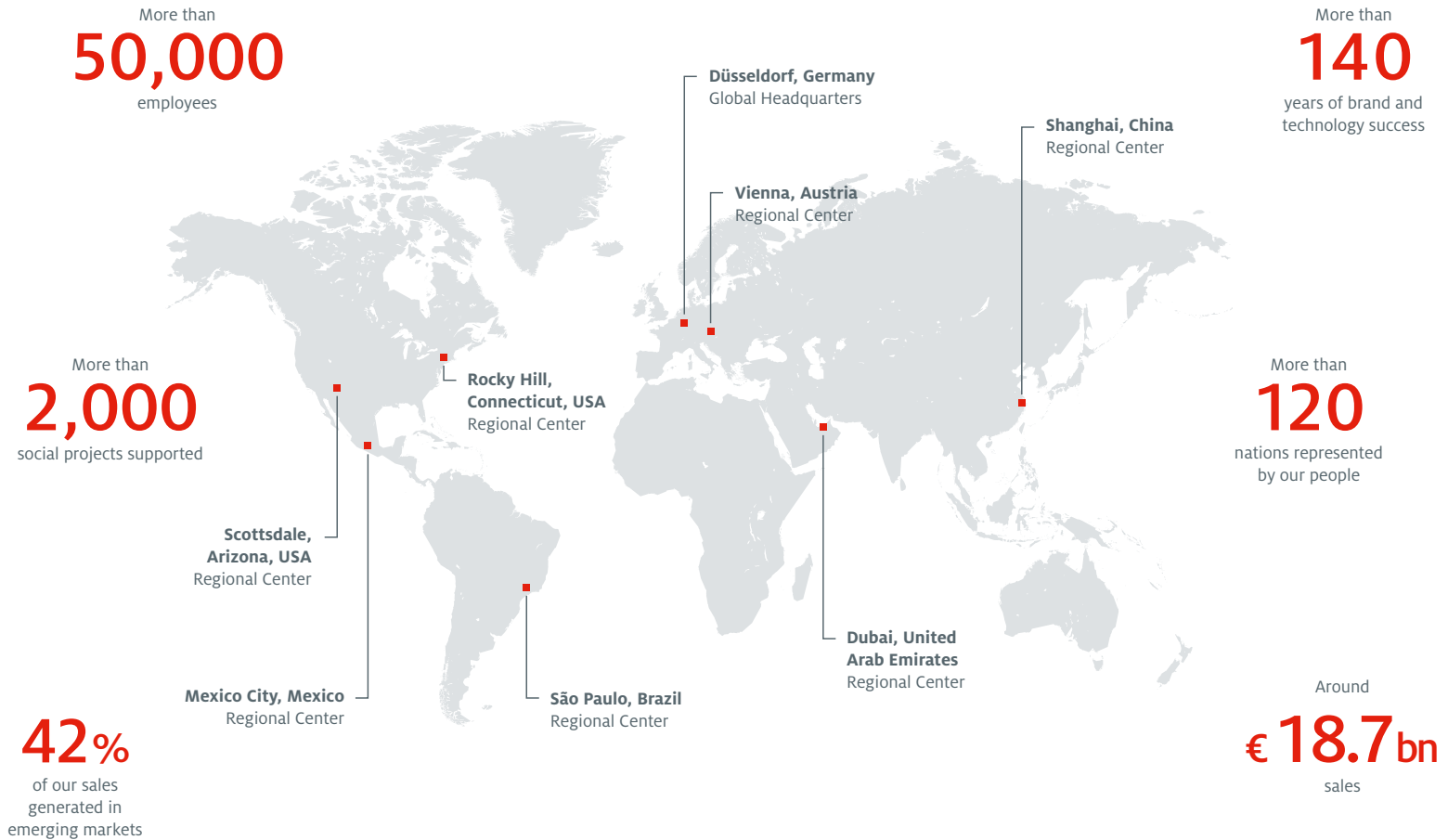
Facts and Figures

2016



About Henkel

Henkel operates worldwide with leading innovations, brands and technologies in three business units: Adhesive Technologies, Beauty Care and Laundry & Home Care. Founded in 1876, Henkel holds globally leading market positions, both in the consumer and in the industrial businesses, with well-known brands such as Persil, Schwarzkopf and Loctite. Henkel employs more than 50,000 people.



Our purpose

Creating sustainable value

Our vision

**Leading with our innovations,
brands and technologies.**

Our mission

**Serving our customers and consumers
worldwide as the most trusted partner
with leading positions in all relevant
markets and categories – as a passionate
team united by shared values.**

Our values

We put our **customers** and **consumers**
at the center of what we do.

We value, challenge and reward
our **people**.

We drive excellent sustainable
financial performance.

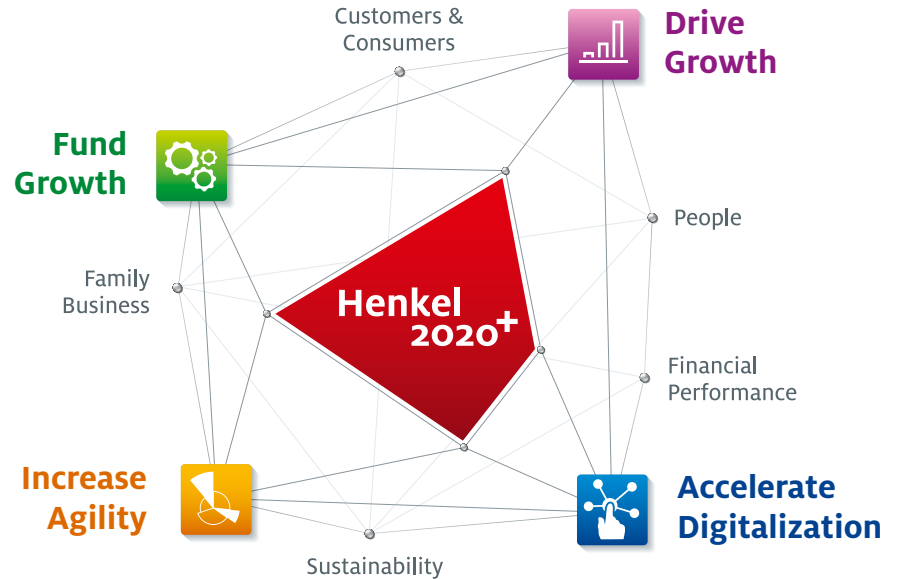
We are committed to leadership
in **sustainability**.

We shape our future with a strong
entrepreneurial spirit based on our
family business tradition.

Henkel 2020⁺

Clear priorities for the future

We shape our future guided by a clear, long-term strategy based on our purpose, our vision, our mission and our values.



 **Drive growth**

Driving growth in mature and emerging markets will be a key strategic priority for Henkel. In order to achieve this, we will focus on targeted initiatives to create superior customer and consumer engagement, strengthen our leading brands and technologies, develop exciting innovations and services, and capture new sources of growth.

 **Accelerate digitalization**

Accelerating digitalization will help us to successfully grow our business, strengthen the relationships with our customers and consumers, optimize our processes and transform the entire company. By 2020, we will implement a range of initiatives to drive our digital business, leverage Industry 4.0, and eTransform the organization.

 **Increase agility**

In a highly volatile and dynamic business environment, increasing the agility of the organization will be a critical success factor for Henkel in the future. This will require energized and empowered teams, fastest time-to-market as well as smart and simplified processes.

 **Fund growth**

In order to fund growth, we will implement new approaches to optimize resource allocation, focus on net revenue management, further increase efficiency in our structures, and continue to expand our Global Supply Chain organization. Together, these initiatives will contribute to further improving profitability and enable us to fund our growth ambitions for 2020 and beyond.

Henkel 2020⁺

Fully engaged

In a series of employee meetings around the world at the end of 2016, the Management Board presented and discussed in detail the ambition and strategic direction of Henkel through to 2020 and beyond. This has laid the foundation for all our people worldwide to fully engage with our strategic priorities.



In Düsseldorf,
Germany

Hans Van Bylen

Chairman of the
Management Board

Born in Berchem,
Belgium
on April 26, 1961;
with Henkel since 1984.



In Vienna,
Austria

Carsten Knobel

Executive Vice President
Finance (CFO) / Purchasing /
Integrated Business Solutions

Born in Marburg / Lahn,
Germany
on January 11, 1969;
with Henkel since 1995.



In Santa Fe, Mexico City,
Mexico

Kathrin Menges

Executive Vice President
Human Resources /
Infrastructure Services

Born in Pritzwalk,
Germany
on October 16, 1964;
with Henkel since 1999.



In Shanghai,
China

Jan-Dirk Auris

Executive Vice President
Adhesive Technologies

Born in Cologne,
Germany
on February 1, 1968;
with Henkel since 1984.



In Moscow,
Russia

Pascal Houdayer

Executive Vice President
Beauty Care

Born in Eaubonne,
France
on July 5, 1969;
with Henkel since 2011.



In Milan,
Italy

Bruno Piacenza

Executive Vice President
Laundry & Home Care

Born in Paris,
France
on December 22, 1965;
with Henkel since 1990.



Adhesive Technologies

Global leader

Modern adhesive technologies make a difference in virtually all areas of business activity and our everyday lives: from smartphones to food packaging, from cars to airplanes, from construction to industrial plants. Around the world, we offer high-impact solutions and products as the leading supplier of adhesive technologies.

Together with our customers, our experts develop pioneering innovations and customized products that generate competitive advantages and create sustainable value.

For example, Henkel has been a partner in the aviation and aerospace industry for more than 40 years, predominantly for its high-performance adhesives and system solutions for surface treatment applications.

Our compound and structural adhesives allow increased use of lightweight construction materials made of carbon and glass fibers in aircraft engineering. They enable wings, tail components and fuselage segments to bear loads ten times greater than the capacity of equivalent conventional metal structures.

We have, for example, a long-standing partnership with Airbus built on our exceptional technological expertise and innovative strengths. The photo taken in the Airbus assembly hall in Hamburg, Germany, shows Guido Adolph from Henkel (right) discussing the optimal application of our 2C adhesive, Loctite EA 9394, with Andre Aldag, who heads up the Manufacturing Engineering team at Airbus.

www.annualreport.henkel.com/stories/adhesive-technologies

Adhesive Technologies

As a market leader, the Adhesive Technologies business unit creates high-impact solutions worldwide through groundbreaking innovations and close partnerships with its customers. The business areas for industrial customers are: Packaging and Consumer Goods Adhesives; Transport and Metal; General Industry; and Electronics. Our Adhesives for Consumers, Craftsmen and Building business area markets an extensive range of brand-name products for private, trade and construction users.

In 2016, we generated around 30 per cent of our sales with products launched onto the market in the last five years.

Our top brands

LOCTITE

TECHNOMELT

BONDERITE

Sales growth

+ 2.8%

organic sales growth

Adjusted¹ operating profit

€ 1,629 m

adjusted¹ operating profit (EBIT): up 6.2 percent

Adjusted¹ return on sales

18.2%

adjusted¹ return on sales (EBIT): up 1.1 percentage points

Key financials *

in million euros	2015	2016	+/-
Sales	8,992	8,961	-0.3%
Proportion of Henkel sales	50%	48%	-
Operating profit (EBIT)	1,462	1,561	6.8%
Adjusted operating profit (EBIT)	1,534	1,629	6.2%
Return on sales (EBIT)	16.3%	17.4%	1.1 pp
Adjusted return on sales (EBIT)	17.1%	18.2%	1.1 pp
Return on capital employed (ROCE)	18.4%	19.9%	1.5 pp
Economic Value Added (EVA®)	626	719	15.0%

pp = percentage points

* Calculated on the basis of units of 1,000 euros; figures commercially rounded.

Sales development *

in percent	2016
Change versus previous year	-0.3
Foreign exchange	-3.5
Adjusted for foreign exchange	3.2
Acquisitions/divestments	0.4
Organic	2.8
of which price	0.3
of which volume	2.5

* Calculated on the basis of units of 1,000 euros.

¹ Adjusted for one-time charges/gains and restructuring expenses.



Beauty Care

Passion for hair

Our mega-brand Schwarzkopf generates more than 2 billion euros in sales per year and is the core of our Beauty Care business unit. For almost 120 years, Schwarzkopf has been setting trends, defining new looks and developing successful innovations for millions of consumers around the world as well as for professional hairdressers.

Schwarzkopf Professional, the Hair Salon business of our Beauty Care business unit, works with more than 500,000 clients globally. With our strong “passion for hair,” we support our partners, the hairdressers, in successfully running and growing their salon business – with our innovative products but also with inspiration for new creations, technical training and business advice. The world of hairdressing is constantly evolving and successfully developing with new global techniques, trends and innovations.

The Berendowicz & Kublin salon in Warsaw, Poland, has been working with Schwarzkopf Professional since 2013. In our photo, salon owner Emil Zawisza (left) is discussing the new BC Fibre Force product range with Magdalena Wieczorek and Jaroslaw Szendera from Schwarzkopf Professional after applying it to his client's hair. Schwarzkopf Professional's Bonding Technology instantly recreates the function of missing bonds in the hair matrix, deeply reconstructing and sealing each individual hair strand for superior hair quality and resistance to breakage.

www.annualreport.henkel.com/stories/beauty-care

Beauty Care

Worldwide, the Beauty Care business unit is successfully active in the Branded Consumer Goods business area with Hair Cosmetics, Body Care, Skin Care and Oral Care, as well as in the professional Hair Salon business.

By continuously strengthening our top brands, we were able to further boost the sales generated by our top 10 brands, with disproportionate growth in those segments of most importance to us.

In 2016, we generated more than 45 percent of our sales with products launched onto the market in the last three years.

Our top brands


Schwarzkopf


Dial


syoss

Sales growth

+2.1%

organic
sales growth

Adjusted¹ operating profit

€647 m

adjusted¹ operating profit (EBIT):
up 6.1 percent

Adjusted¹ return on sales

16.9%

adjusted¹ return on sales (EBIT):
up 1.0 percentage points

Key financials *

in million euros	2015	2016	+/-
Sales	3,833	3,838	0.1%
Proportion of Henkel sales	21%	20%	-
Operating profit (EBIT)	561	526	-6.2%
Adjusted operating profit (EBIT)	610	647	6.1%
Return on sales (EBIT)	14.6%	13.7%	-0.9 pp
Adjusted return on sales (EBIT)	15.9%	16.9%	1.0 pp
Return on capital employed (ROCE)	20.4%	18.2%	-2.2 pp
Economic Value Added (EVA®)	328	266	-18.7%

pp = percentage points

* Calculated on the basis of units of 1,000 euros;
figures commercially rounded.

Sales development *

in percent	2016
Change versus previous year	0.1
Foreign exchange	-3.4
Adjusted for foreign exchange	3.5
Acquisitions / divestments	1.4
Organic	2.1
of which price	0.4
of which volume	1.7

* Calculated on the basis of units of 1,000 euros.

¹ Adjusted for one-time charges/gains and restructuring expenses.



Laundry & Home Care

Attractive brands

Our Laundry & Home Care business unit has been considerably strengthened by the acquisition of The Sun Products Corporation in 2016. As a result of this acquisition, Henkel is the second-largest laundry products supplier in North America – the world’s biggest laundry care market.

North America is Henkel’s largest market. We generate around 25 percent of our Group sales there. The acquisition of Sun Products marks an important step forward for Henkel in North America and is, moreover, of significant strategic importance for our Laundry & Home Care business unit.

The strong and attractive brands of Sun Products such as All and Snuggle as well as laundry detergent brands for leading retail chains complement and strengthen our attractive product portfolio in the world’s biggest laundry care market. By combining our businesses, we will be able to better leverage our capacity for innovation and further improve the services we offer our customers and consumers.

During the course of 2017, the consumer goods businesses of Henkel and Sun Products will be merged into a new shared site in Stamford, Connecticut, USA.

At our research facility in Trumbull, Connecticut, USA, Jens-Martin Schwärzler (right), President Henkel Consumer Goods in North America, discusses innovations in our joint portfolio with Bibie Wu, Marketing, and Charles Crawford, Ph. D., Product Development.

www.annualreport.henkel.com/stories/laundry-and-home-care

Laundry & Home Care

The Laundry & Home Care business unit sells laundry detergents and household cleaners around the globe. The Laundry Care business includes not only heavy-duty and specialty detergents but also fabric softeners, laundry performance enhancers, and other fabric care products. The product portfolio of our Home Care business encompasses hand and automatic dishwashing products, cleaners for bathroom and WC applications, and household, glass and specialty cleaners. We also offer air fresheners and insect control products for household applications.

In 2016, we generated 43 percent of our sales from products launched onto the market in the last three years.

Our top brands

Persil

Purex



Sales growth

+4.7%

organic
sales growth

Adjusted¹ operating profit

€1,000_m

adjusted¹ operating profit (EBIT):
up 13.7 percent

Adjusted¹ return on sales

17.3%

adjusted¹ return on sales (EBIT):
up 0.2 percentage points

Key financials *

in million euros	2015	2016	+/-
Sales	5,137	5,795	12.8%
Proportion of Henkel sales	28%	31%	-
Operating profit (EBIT)	786	803	2.2%
Adjusted operating profit (EBIT)	879	1,000	13.7%
Return on sales (EBIT)	15.3%	13.9%	- 1.4 pp
Adjusted return on sales (EBIT)	17.1%	17.3%	0.2 pp
Return on capital employed (ROCE)	21.1%	15.7%	- 5.4 pp
Economic Value Added (EVA®)	469	344	- 26.8%

pp = percentage points

* Calculated on the basis of units of 1,000 euros;
figures commercially rounded.

Sales development *

in percent	2016
Change versus previous year	12.8
Foreign exchange	- 4.0
Adjusted for foreign exchange	16.8
Acquisitions/divestments	12.1
Organic	4.7
of which price	0.0
of which volume	4.7

* Calculated on the basis of units of 1,000 euros.

¹ Adjusted for one-time charges/gains and restructuring expenses.



Finance

Excellence in Finance

Excellent financial performance is essential to securing our ongoing success. It allows us to continue to effectively fund growth. We have ambitious targets for the future, and we want to further improve all our key financials.

In September 2016, Henkel placed bonds with a total value of 2.2 billion euros on the capital market to fund the acquisition of The Sun Products Corporation. Henkel was the first DAX corporation in Germany to issue bonds with negative yields, which reflects the confidence that the market has in our financial strength, profitability and credit quality. Henkel has excellent “Single A” ratings, and we aim to maintain them going forward.

Financial KPIs are essential tools in successfully steering our business. Our Treasury department analyzes and assesses relevant key ratios in real time in order to make the right decisions in a volatile market environment. This requires both efficient processes and agile structures. Standardizing and digitalizing the workflows of our global purchasing and supply chain activities and throughout the entire Finance function will reduce complexity, accelerate processes and increase efficiency.

The photo shows Dr. Michael Reuter, Head of Treasury, discussing the latest performance of key international financial market indicators with his team. From the left: Renate Ohmen and Wenwen Liao.

 www.annualreport.henkel.com/stories/finance

Henkel 2016

Sales

+3.1%

organic sales growth

EBIT

16.9%

adjusted¹ return on sales (EBIT): up 0.7 percentage points

EPS

5.36 euros

adjusted¹ earnings per preferred share (EPS): up 9.8 percent

Dividend

1.62 euros

dividend per preferred share²

Key financials

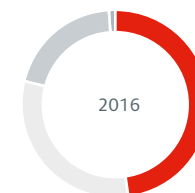
	2012	2013	2014	2015	2016	+/- 2015 - 2016
in million euros						
Sales	16,510	16,355	16,428	18,089	18,714	3.5%
Operating profit (EBIT)	2,199	2,285	2,244	2,645	2,775	4.9%
Adjusted operating profit (EBIT)	2,335	2,516	2,588	2,923	3,172	8.5%
Return on sales (EBIT) in %	13.3	14.0	13.7	14.6	14.8	0.2 pp
Adjusted return on sales (EBIT) in %	14.1	15.4	15.8	16.2	16.9	0.7 pp
Net income	1,526	1,625	1,662	1,968	2,093	6.4%
Attributable to non-controlling interests	46	36	34	47	40	-14.9%
Attributable to shareholders of Henkel AG & Co. KGaA	1,480	1,589	1,628	1,921	2,053	6.9%
Earnings per preferred share in euros	3.42	3.67	3.76	4.44	4.74	6.8%
Adjusted earnings per preferred share in euros	3.63	4.07	4.38	4.88	5.36	9.8%
Adjusted earnings per preferred share in euros (2012 before IAS 19 revised)	3.70	4.07	4.38	4.88	5.36	9.8%
Return on capital employed (ROCE) in %	18.7	20.5	19.0	18.2	17.5	-0.7 pp
Dividend per ordinary share in euros	0.93	1.20	1.29	1.45	1.60²	10.3%
Dividend per preferred share in euros	0.95	1.22	1.31	1.47	1.62²	10.2%

pp = percentage points

¹ Adjusted for one-time charges/gains and restructuring expenses.

² Proposal to shareholders for the Annual General Meeting on April 6, 2017.

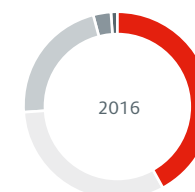
Sales by business unit



- 48% Adhesive Technologies
- 31% Laundry & Home Care
- 20% Beauty Care
- 1% Corporate

Corporate = sales and services not assignable to the individual business units.

Sales by region



- 42% Emerging markets¹
- 32% Western Europe
- 22% North America
- 3% Japan/Australia/New Zealand
- 1% Corporate

¹ Eastern Europe, Africa/Middle East, Latin America, Asia (excluding Japan).



People

Proud team

Henkel employees around the world continuously demonstrate their great commitment and passion for the company. Our shared values, a strong entrepreneurial spirit and long-term strategic orientation have been shaping the culture at Henkel for more than 140 years. We are very proud of this heritage.

To celebrate “Henkel Day” on September 26, 2016, a broad range of events were organized for our people at Henkel sites around the world – exactly 140 years to the day after Henkel was founded in 1876. Photo and video initiatives on Yammer, our internal social network, team activities and fund-raising events for social projects – these are just some of the numerous ways in which our employees demonstrated their pride in our company’s unique history and the passion they put into bringing our values to life. In Shanghai, China, where our Asia-Pacific region is headquartered, Jeremy Hunter, President Henkel China, Louise Cheung (left), Head of Corporate Communications Asia-Pacific, and Cynthia Yang, Head of Shared Service Center Shanghai, take a 140 years celebration photo.

We also prepared a digital record of our company’s history to mark its anniversary. It features our most important brands, technologies and innovations, together with the people who have steered the company through the decades.

www.timeline.henkel.com

www.annualreport.henkel.com/stories/people

Commitment, skills and experience

As a globally operating company, Henkel employed around 51,350 people from 123 nations in more than 75 countries at the end of 2016. More than 80 percent of our employees work outside of Germany.

The commitment, skills and experience of all of our employees are the foundations on which we build our international success. We focused on the following areas to strengthen our global team in fiscal 2016:

- We further strengthened our performance culture. One of the characteristics of our globally standardized management assessment system is a feedback culture that is specifically tailored to the personal development of each individual.
- We actively promote work-life flexibility. We encourage our managers to set an example and promote flexible work models.
- We support the digital transformation of our entire organization and are strengthening digital forms of learning and cooperation. We make it possible for our employees to access various in-house and external sources of knowledge on a flexible basis, and support their ongoing personal development.
- The diversity of our team is a key driver of our business success. We increased the share of women in management versus the previous year by more than 1 percentage point to around 34 percent.
- In recruiting, we actively approach potential candidates through digital networks and on the basis of staff recommendations.
- In 2016, as part of our social engagement activities, we continued to provide comprehensive support for the volunteering activities of our employees and assistance to people facing challenging circumstances.

Employees

(At December 31)	2012	%	2013	%	2014	%	2015	%	2016	%
Western Europe	14,600	31.3	14,400	30.7	14,900	30.0	14,900	30.2	14,450	28.1
Eastern Europe	9,150	19.7	9,600	20.5	10,000	20.1	9,800	19.8	9,500	18.5
Africa/Middle East	5,100	11.0	4,800	10.2	4,850	9.7	4,700	9.4	5,250	10.2
North America	5,200	11.1	5,150	11.0	6,200	12.5	6,250	12.7	8,300	16.2
Latin America	3,650	7.8	3,750	8.0	3,650	7.3	3,500	7.1	3,550	6.9
Asia-Pacific	8,900	19.1	9,150	19.6	10,150	20.4	10,300	20.8	10,300	20.1
Total	46,600	100.0	46,850	100.0	49,750	100.0	49,450	100.0	51,350	100.0

Basis: permanent employees excluding apprentices. Figures rounded.

Employees by organizational unit



- 52% Adhesive Technologies
- 21% Laundry & Home Care
- 14% Functions
- 13% Beauty Care

At December 31, 2016

Employees by activity



- 54% Production and engineering
- 27% Marketing, selling and distribution
- 14% Administration
- 5% Research and development

At December 31, 2016



Sustainability

New ways

For us, acting sustainably is more than just a duty; it is a passion. We want to make processes along our entire value chain more sustainable – together with our suppliers, in our supply chain, and with our customers and consumers. To do this, we are constantly seeking new ways to further increase our performance in all dimensions.

In 2016, we started partnering with TerraCycle in North America. The company provides recycling solutions for materials for which there are currently no collection systems or which are typically non-recyclable – due to product residue in packaging, for example. Customers of our Adhesive Technologies business unit can now recycle their used adhesives packaging. Empty Loctite specialty adhesive bottles are collected in dedicated recycling boxes and sent to TerraCycle. Any residual adhesive is then removed using a special process developed jointly with Henkel. The cleaned bottles are melted down and processed into pellets that are used to manufacture new products such as garbage cans, watering cans or yard furniture. Plans are underway to introduce this recycling method in Europe.

The photo taken at TerraCycle headquarters in Trenton, New Jersey, USA, shows TerraCycle's Rhandi Goodman demonstrating how to handle the recycling boxes to her project partners from Henkel, Simon Mawson (left) and Chris Stanford.

www.henkel.com/sustainability

www.annualreport.henkel.com/stories/sustainability

Overview of our sustainability strategy

What are our sustainability aspirations?

We are committed to leadership in sustainability – this is one of our core corporate values. As sustainability leaders, we aim to pioneer new solutions while developing our business responsibly and increasing our economic success.

What strategy are we pursuing?

Our ambition is to achieve more with less. This means we create more **value** for our customers and consumers, for the communities we operate in, and for our company – at a reduced **environmental footprint**.

What targets have we set ourselves?

Our 20-year goal for 2030 is to triple the value we create for the footprint made by our operations, products and services. We call this ambition to become three times more efficient **Factor 3**.

What are our priorities for the coming years?

Strengthen foundation

We already have a strong foundation with a successful track record. On the road to our long-term goal, we intend to improve our performance still further over the coming years.

Boost engagement

We want to further develop and foster the commitment of our employees to sustainability. Our employees make the difference – with their dedication, skills and knowledge.

Maximize impact

We want to strengthen our contributions to addressing major global challenges and maximize the impact we can achieve with our operations, brands and technologies.



We concentrate our activities along the value chain on six focal areas that reflect the challenges of sustainable development as they relate to our operations.



Corporate Citizenship

Social engagement

Corporate citizenship has been an integral part of our corporate culture ever since the company was established by Fritz Henkel in 1876. Our lasting and long-term commitment to social involvement that goes beyond direct business interests was especially evident in the creation of the “Fritz Henkel Stiftung” foundation in 2011.

This engagement is based on the four pillars of our corporate citizenship program: corporate volunteering, social partnerships, brand engagement and emergency aid. By 2020, we want to improve the quality of life of 10 million people through our social engagement.

Since the initiative Make an Impact on Tomorrow (MIT) was launched in 1998, we have supported the volunteer work of Henkel employees and retirees in over 12,800 projects in more than 50 countries around the world. At the same time, more and more employees and retirees are coming together to carry out social projects of a larger scale.

In 2016, Henkel employees in Germany and the USA again supported the Special Olympics – the world’s largest sports movement for people with intellectual disabilities and multiple disabilities. In the photo, taken at the Special Olympics in Hannover, Germany, Frank Stoffels (Henkel employee, right) coaches the athletes in the break of a boccia game.

Shares and bonds

Attractive investment

Henkel shares posted a positive price performance in 2016. The price of Henkel preferred shares increased by 9.7 percent to 113.25 euros. The gain recorded by the ordinary shares was even greater. These closed at 98.98 euros, 11.7 percent higher year on year. Over the course of the year, the DAX rose by 6.9 percent to 11,481 points. The EURO STOXX® Consumer Goods Index closed at 633 points, down 0.1 percent. Henkel shares therefore significantly outperformed the DAX and other shares representing the consumer goods sector.

Henkel shares remain an attractive investment for long-term investors. Shareholders who invested the equivalent of 1,000 euros when Henkel pre-

ferred shares were issued in 1985, and re-invested the dividends received (before tax deduction) in the stock, had a portfolio value of 37,499 euros at the end of 2016. This represents an increase in value of 3,650 percent or an average yield of 12.3 percent per year. Over the same period, the DAX provided an annual yield of 7.7 percent.

Henkel has defined the following financial ambition for the period until 2020:

- We are aiming to achieve organic sales growth of 2 to 4 percent on average over the next four years.
- For adjusted earnings per preferred share, we are targeting a compound annual growth rate (CAGR)

of 7 to 9 percent. This ambition for EPS growth includes the impact of currency developments, and minor and mid-sized acquisitions. It excludes major acquisitions as well as share buy-backs.

- We are aiming for continued improvement in adjusted EBIT margin. In addition, we will maintain our focus on free cash flow expansion.

More information about Henkel shares:

www.henkel.com/ir

Key data on Henkel shares 2014 to 2016

in euros	2014	2015	2016
Earnings per share			
Ordinary share	3.74	4.42	4.72
Preferred share	3.76	4.44	4.74
Dividends			
Ordinary share	1.29	1.45	1.60²
Preferred share	1.31	1.47	1.62²
Market capitalization¹ in bn euros			
Ordinary shares in bn euros	20.9	23.0	25.7
Preferred shares in bn euros	15.9	18.4	20.2

¹ Closing share prices, Xetra trading system.

² Proposal to shareholders for the Annual General Meeting on April 6, 2017.

Performance of Henkel shares versus market January through December 2016



Contacts

Corporate Communications

Phone: +49 (0) 211-797-3533

Fax: +49 (0) 211-798-2484

E-mail: corporate.communications@henkel.com

Investor Relations

Phone: +49 (0) 211-797-3937

Fax: +49 (0) 211-798-2863

E-mail: investor.relations@henkel.com

Credits

Published by:

Henkel AG & Co. KGaA
40191 Düsseldorf, Germany
Phone: +49 (0) 211-797-0

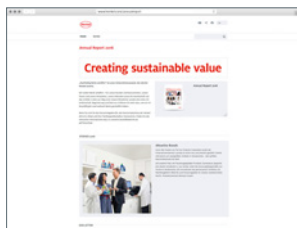
© 2017 Henkel AG & Co. KGaA

Printed by: Druckpartner, Essen

PR No.: 02 17 9,500

Except as otherwise noted, all marks used in this publication are trademarks and/or registered trademarks of the Henkel Group in Germany and elsewhere.

You can find more information about the progress we have made in implementing our strategic priorities and ambition, as well as our sustainability strategy, on the internet: www.henkel.com



www.henkel.com/annualreport



www.henkel.com/sustainabilityreport



Financial calendar

Annual General Meeting

Henkel AG & Co. KGaA 2017:

Thursday, April 6, 2017

Publication of Report

for the First Quarter 2017:

Thursday, May 11, 2017

Publication of Report

for the Second Quarter / Half Year 2017:

Thursday, August 10, 2017

Publication of Report

for the Third Quarter / Nine Months 2017:

Tuesday, November 14, 2017

Publication of Report

for Fiscal 2017:

Thursday, February 22, 2018

Annual General Meeting

Henkel AG & Co. KGaA 2018:

Monday, April 9, 2018

Up-to-date facts and figures on Henkel also available on the internet:

www.henkel.com

Henkel app available for iOS and Android:



Henkel in social media:



www.facebook.com/henkel

www.twitter.com/henkel

www.linkedin.com/company/henkel_2

www.instagram.com/henkelglobal/

www.youtube.com/henkel